



# MicroScanner<sup>2</sup> Cable Verifier

## *Raising cable verification to a higher power*

*For more than a decade, cabling installation and maintenance technicians have relied on MicroScanner to verify terminations and troubleshoot continuity faults. A lot has changed in the cabling world since the original MicroScanner was introduced. Industry economics require that installations be done fast and accurately with no callbacks. And converging voice, data, and video technologies have given rise to new requirements for service testing and multimedia support.*

*MicroScanner<sup>2</sup> recognizes these trends and presents a much-needed revolution to the way testing is done. It streamlines every aspect of the verification job. From its time-saving user interface and integrated multimedia support to its expanded service detection capabilities, MicroScanner<sup>2</sup> gives technicians the power to perform their jobs faster and more accurately than ever.*

*High power vision to verify voice/data/video cabling and services. That's Network SuperVision.™ That's Fluke Networks' promise to you.*

### **Reduce test time and user error**

Yesterday's cable verification testers force users to toggle between different modes (up to four) to view all test results. This not only slows the test process, but also causes user frustration and error. MicroScanner<sup>2</sup> has defied this convention by displaying key test results – wiremap, pair lengths, distance to fault, cable ID, and far-end devices – all on one screen.

### **Eliminate awkward test adapters**

Tired of losing or breaking all the adapters needed for testing the various voice, data, and video media types? MicroScanner<sup>2</sup> makes these adapters things of the past with built-in RJ11, RJ45, and coax support. Both the main unit and the far-end identifiers can be used to test telephone jacks, Ethernet jacks, and CATV outlets right out of the box.

### **Rule out service problems fast**

Today's communications technicians have more problems to deal with than just the cabling. They have to rule out a whole host of cable and service issues before determining the cause of a connectivity problem. Is there telephone voltage? What's the polarity? Is there a switch at the far end? Is PoE available? MicroScanner<sup>2</sup> gives technicians high power vision to verify today's most common voice, data, and video services.

### **Locate elusive cables in seconds**

MicroScanner<sup>2</sup> features built-in IntelliTone digital and analog toning to precisely locate



virtually any cable or wire pair, regardless of work environment. Use digital mode to locate high-grade data cabling (Cat 5e/6/6a) in bundles, or at switches, patch panels, or wall outlets. Or, use analog mode on voice-grade cabling (Cat 3 and below), as well as coax, security/alarm, and speaker wiring.

### **Repair or replace tools less often**

With all the abuse you put your tools through, you can't afford for them to be delicate. MicroScanner<sup>2</sup> features a rubber wrap-around holster that makes it the right tool for even the toughest jobs. Toss it into your toolbox. Drop it from a ladder. It can handle it. Plus, it now comes standard with a vinyl carry pouch for enhanced protection and convenience.

**High power vision into voice/data/video cabling**



## MicroScanner<sup>2</sup> Cable Verifier

**Coax connector** for video and audio testing

**Rubber holster** enhances durability and grip

**Digital toning** is safe and effective on active networks

**Length meter** shows distance to termination, open, or short

**PoE detection** rules out insufficient power as source of problems

**Detail mode** gives additional test status information



**Wiremap adapter** doubles as protective cap





**Modular port** accepts RJ45 and RJ11 plugs

**Oversized LCD** is backlit for crystal clear results

**Intuitive icons** show what's at the far end of any cable (10/100/1000 switch, POTS service, short, cable ID)

**Graphical wiremap** shows type and location of fault (miswires, reversals, split pairs, shorts, breaks)

## Ordering Information

Model	Description
<b>MS2-100</b> 	MicroScanner <sup>2</sup> Cable Verifier Includes MicroScanner <sup>2</sup> Cable Verifier with main wiremap adapter, multi-language Getting Started Guide, user CD, batteries, and Fluke Networks carry pouch
<b>MS2-KIT</b> 	The MicroScanner <sup>2</sup> Professional Kit Includes MicroScanner <sup>2</sup> , Cable Verifier with main wiremap adapter, IntelliTone™ Pro 200 Probe, Remote Identifiers #2-7, patch cords (shielded RJ45, RJ11, coax), multi-language Getting Started Guide, User CDs, batteries, and deluxe Fluke Networks carry case
<b>MS2-TTK</b> 	The MicroScanner <sup>2</sup> Termination Test Kit Includes MicroScanner <sup>2</sup> Cable Verifier with main wiremap adapter, IntelliTone™ Pro Probe, IS60 Pro-Tool™ Kit, multi-language Getting Started Guide, User CDs, batteries, and deluxe Fluke Networks carry case
<b>MS2-KIT-IE</b> 	MicroScanner <sup>2</sup> Industrial Ethernet Includes MicroScanner <sup>2</sup> Cable Verifier with main wiremap adapter, IntelliTone™ Pro 200 probe, Remote Identifiers #2-7, patch cords (shielded RJ45, RJ11, coax), clip-set RJ45-to-8 alligator clip bare wire adapter, multi-language Getting Started Guide, User CDs, batteries, accessory soft, packaged in a deluxe Fluke Networks carry case plus (1) M12-to-RJ45 patch cable

Accessories	Description
<b>MS2-IDK27</b>	MicroScanner <sup>2</sup> Remote Identifier Kit #2-7
<b>MT-8200-63A</b>	IntelliTone Pro 200 Probe
<b>CLIP-SET</b>	RJ45 to 8 – Clip Test Lead
<b>CIQ-RJA</b>	RJ45/11 Modular Adapter
<b>CIQ-COAX</b>	Coax Adapter Kit for RCA, BNC
<b>MS2-CPK</b>	MicroScanner <sup>2</sup> Professional Kit Carry Case

Specifications and availability subject to change.

## Specifications

<b>Test Connectors</b>	Twisted-pair: UTP, FTP, SSTP 8-pin modular jack accepts RJ45 and RJ11 Coax: F-connector for 75 Ω, 50 Ω, 93 Ω cables
<b>Cable Tests</b>	Length (460 m or 1500 ft), wiremap to TIA-568A/B standards, remote ID locators
<b>Tone Generator</b>	IntelliTone digital tone: [500 KHz]; analog tones: [400Hz, 1KHz]
<b>PoE Detection</b>	Solicits and detects the presence of 802.3af compatible PoE devices
<b>Ethernet Port Test</b>	Advertised speed of 802.3 Ethernet ports (10/100/1000)
<b>Power Source</b>	Battery type: 2 AA alkaline batteries
<b>Dimensions</b>	3 in x 6.4 in x 1.4 in (7.6 cm x 16.3 cm x 3.6 cm)
<b>Weight</b>	13 ounces; 363 grams (batteries included)
<b>Warranty</b>	One year
<b>M12/ RJ45 Cable Specifications:</b>	
<b>Cable type</b>	Ethernet cable, Cat5e, shielded, 2 Pair AWG 26 stranded (7 wire), RAL 5021 (water blue), M12 4 pos. D- coded on RJ45 connector
<b>Number of positions</b>	4
<b>Fixed cable length</b>	2 m
<b>Volume resistance</b>	≤ 5 mΩ
<b>Insulation resistance</b>	≥ 100 MΩ
<b>Ambient temperature</b>	-20 °C to 50 °C
<b>Inflammability class acc to UL 94</b>	V0
<b>Surge voltage category</b>	II
<b>Pollution degree</b>	3
<b>Degree of protection</b>	IP20/IP67
<b>External cable diameter</b>	6.7 mm
<b>Transmission characteristics</b>	Cat 5 (IEC 11801:2002), Cat 5e (TIA 568B:2001)



## NETWORK SUPERVISION

**Fluke Networks**  
P.O. Box 777, Everett, WA USA 98206-0777

Fluke Networks operates in more than 50 countries worldwide. To find your local office contact details, go to [www.flukenetworks.com/contact](http://www.flukenetworks.com/contact).

Contact Fluke Networks: Phone 800-283-5853 (US/Canada) or 425-446-4519 (Other locations)  
Email: [info@flukenetworks.com](mailto:info@flukenetworks.com)

©2007 Fluke Corporation. All rights reserved.  
Printed in U.S.A. 6/2008 2798526 D-ENG-N Rev C