



# JackRapid™ Termination Tool

*Introducing the new JackRapid, jack termination tool – the industry’s most innovative and time-saving termination tool. This patented tool seats and terminates all wires simultaneously, with one squeeze of the ergonomic handle. Get accurate terminations and clean, consistent cuts every time.*

## Reduces installation time

- Easy-to-use tool seats and cuts all wires at once
- Increases productivity – install jacks 8 times faster

## Accurate, clean and consistent cuts and terminations

- Consistent terminations every time – no more wasted jacks
- Built-in bed helps hold jack in place

## Eliminates user fatigue

- Ergonomic handle
- Convenient, built-in stripper

## Future proof

- Replaceable blade heads for use with multiple vendor jack types

## Wall-friendly

- Unique design easily accommodates close-to-wall installations



## Ordering Information


Item	Model Name	Description
3093687	JR-LEV-1	JackRapid Termination Tool (for Leviton 41106, 41108, 5G108)
3093756	JR-LEV-1-H	JackRapid replacement blade head (for Leviton 41106, 41108, 5G108)
3093808	JR-SYS-UNI-1	JackRapid Termination Tool (for Systimax MPS100E, C5, M1BH and Uniprise UNJ600/500/300)
3093813	JR-SYS-UNI-1-H	JackRapid replacement blade head (for Systimax MPS100E, C5, M1BH and Uniprise UNJ600/500/300)
3093693	JR-LEV-2	JackRapid Termination Tool (for Leviton 61110, 5G110, 6110G)
3093763	JR-LEV-2-H	JackRapid replacement blade head (for Leviton 61110, 5G110, 6110G)
3093700	JR-SYS-2	JackRapid Termination Tool (for Systimax MGS400, MGS500, MFP420, MFP520)
3093824	JR-SYS-2-H	JackRapid replacement blade head (for Systimax MGS400, MGS500, MFP420, MFP520)
3093721	JR-ORT-2	JackRapid Termination Tool (for Ortronics TJ5E00, TJ600, TJ610)
3093774	JR-ORT-2-H	JackRapid replacement blade head (for Ortronics TJ5E00, TJ600, TJ610)
2525461	JR-ADC-2	JackRapid Termination Tool (for ADC KM8, Copper Ten®)
3338024	JR-ADC-2-H	JackRapid replacement blade head (for ADC KM8, Copper Ten®)
3093742	JR-PAN-2	JackRapid Termination Tool (for Panduit NK688M, NKP5E88M)
3093795	JR-PAN-2-H	JackRapid replacement blade head (for Panduit NK688M, NKP5E88M)
3057463	JR-ERGOHANDLE	JackRapid Ergonomic Handle




**Get accurate terminations and clean, consistent cuts every time with the JackRapid Termination Tool.**



1. Strip cable jacket with a standard cable stripper or the built-in cable stripper.




2. Determine wiring scheme. Dress all 4 pairs (8 wires).



3. Insert jack in JackRapid front first with IDC slots facing blades of JackRapid.




4. Ensure jack is completely and securely inserted in jack holder bed with IDC slots facing the blades.



5. Pull trigger completely and remove excess wire prior to releasing trigger.



6. Wires will be seated and cut for a solid termination.



7. Release handle and remove jack from JackRapid tool. Visually verify proper termination.



**NETWORK SUPERVISION**

**Fluke Corporation**  
P.O. Box 777, Everett, WA USA 98206-0777

**Fluke Networks** operates in more than 50 countries worldwide. To find your local office contact details, go to [www.flukenetworks.com/contact](http://www.flukenetworks.com/contact).

©2009 Fluke Corporation. All rights reserved.  
Printed in U.S.A. 06/2009 2447816 D-ENG-N Rev G