

FastReporter

DATA POST-PROCESSING SOFTWARE



 **EXFO Connect**
Compatible

 **TestFlow**
Compatible

Consolidated data management and post-processing software designed to increase the reporting productivity for connector endface inspection and all types of optical-layer testing: intelligent optical link mapper (iOLM), OTDR, ORL, IL, PMD and CD.

KEY FEATURES

Intuitive graphical user interface (GUI)

Live templating for OTDR testing

Powerful batch processing

Bidirectional batch analysis for iOLM and OTDR

Automatic tool for duplicated measurement verification

Live field reporting (FTB-1, FTB-2, FTB-2 Pro)

OTDR and iOLM loopback reporting

Integrated within EXFO Connect and TestFlow

Automated result validation

User-based licensing

GET MORE FROM FASTREPORTER THROUGH YOUR TESTFLOW ACCOUNT:

Cloud-based centralized job management

Comprehensive and automated results validation

Job results reporting with custom templates

Extensive result post-processing

Test result auto-upload

Result repository and viewing

SPEC SHEET

EXFO

ONE SOFTWARE DOES IT ALL

From handheld IL, ORL, OTDR and iOLM testing to advanced optical characterization—including PMD and CD—the analysis of fiber optic T&M data presents various challenges:

Editing multiple measurement files



Analyzing multiple measurement files



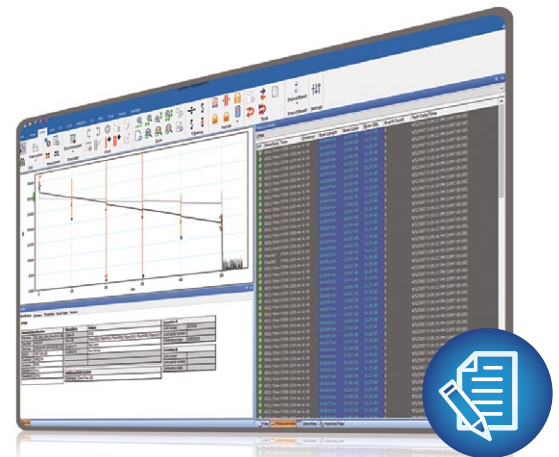
Documenting your network



CHALLENGE NO. 1 | EDITING MULTIPLE MEASUREMENT FILES

Your benefit: faster job completion, and faster transition to the next job

Measurements gathered in the field often require extra processing in order to perform proper analysis, establish accurate diagnoses, and ultimately document the network appropriately. FastReporter includes a series of powerful tools that automate repetitive operations on numerous files and measurements. With a single application, you can process an unlimited number of files and combine single operations into batch operations that apply to all the files.



CHALLENGE NO. 2 | ANALYZING MULTIPLE MEASUREMENT FILES

Your benefit: fast diagnosis with minimal risk of error

Reviewing hundreds of measurements gathered in the field can take several hours if you do not have the right solution. FastReporter's interface can be configured according to your preferences to facilitate the interpretation of results. Furthermore, it provides specialized tools to speed up results analysis and minimize the risk of misinterpretation.




CHALLENGE NO. 3

VALIDATING TEST RESULTS

Your benefit: anyone can now validate results within seconds

Thanks to our unique validator mode, users can define validation templates and apply them to measurements that are to be validated. FastReporter automatically compares the template and the measurements and delivers a pass/fail diagnostic in seconds. Whether you are an expert or a novice, test results validation is now a sure shot within a few seconds.



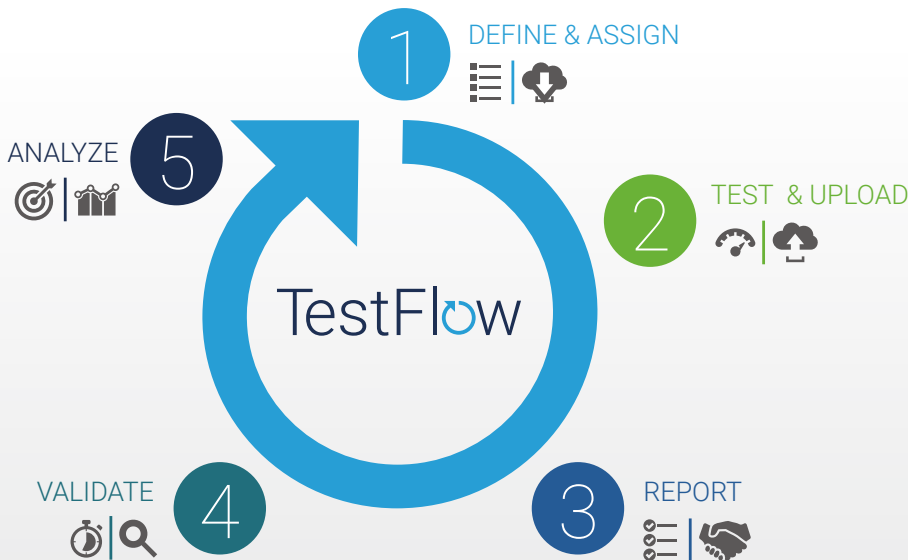
TestFlow

CLOUD-BASED FIELD TEST MANAGEMENT

90-DAY FREE TRIAL

Get more from FastReporter with TestFlow

JOB MANAGEMENT	FIELD TESTING	POST PROCESSING	ANALYTICS	
Ensure 100% compliance	Right the first time	Automate reporting and batch auditing	Faster invoicing and deployments	Informed business decisions



Get your free trial today or for more info:
EXFO.com/TestFlow

SUPPORTED MEASUREMENTS

Insertion loss (IL) and optical return loss (ORL), including FasTesT™ (OLTS) function
Optical time-domain reflectometer (OTDR)
Intelligent Optical Link Mapper (iOLM)
Polarization mode dispersion (PMD)
Chromatic dispersion (CD)
Fiber inspection probe (FIP) with ConnectorMax2 analysis software
PON power meter (PPM)

SYSTEM REQUIREMENTS

System element	Minimum requirement (Windows 7, 32 bit)	Minimum requirement (Windows 7, 64 bit)	Minimum requirement (Windows 8)	Minimum requirement (Windows 10)
Processor	Pentium (1.6 GHz or higher recommended)	Pentium (1.6 GHz or higher recommended)	Pentium (1 GHz with support for PAN, NX and SSE2)	1 GHz
RAM	1 GB (4 GB recommended)	2 GB (4 GB recommended)	1 GB (32 bit) or 2 GB (64 bit) (4 GB recommended)	
Disk space	400 MB		16 GB (32 bit) or 20 GB (64 bit)	
Monitor	One super VGA (800 X 600) monitor (two 1024 X 768 monitors recommended)		Microsoft DirectX 9 graphics device with WDDM driver	
Other requirements	Network adapter Microsoft Internet Explorer version 8.0 or later Microsoft Office 2007 or later to open .xls files			

ORDERING INFORMATION

TF-FR3-PLS-XX

Model

- 1Y = TestFlow PLUS Server and FastReporter software user license. 1-year subscription.
- 2Y = TestFlow PLUS Server and FastReporter software user license. 2-year subscription.
- 3Y = TestFlow PLUS Server and FastReporter software user license. 3-year subscription.
- FR3-DG = FastReporter software key on USB dongle (includes fiber characterization package and loopback option. Does not include validator mode)



EXFO Headquarters > Tel.: +1 418 683-0211 | Toll-free: +1 800 663-3936 (USA and Canada) | Fax: +1 418 683-2170 | info@EXFO.com | www.EXFO.com

EXFO serves over 2000 customers in more than 100 countries. To find your local office contact details, please go to www.EXFO.com/contact.

EXFO is certified ISO 9001 and attests to the quality of these products. EXFO has made every effort to ensure that the information contained in this specification sheet is accurate. However, we accept no responsibility for any errors or omissions, and we reserve the right to modify design, characteristics and products at any time without obligation. Units of measurement in this document conform to SI standards and practices. In addition, all of EXFO's manufactured products are compliant with the European Union's WEEE directive. For more information, please visit www.EXFO.com/recycle. **Contact EXFO for prices and availability or to obtain the phone number of your local EXFO distributor.**

For the most recent version of this spec sheet, please go to www.EXFO.com/specs.

In case of discrepancy, the web version takes precedence over any printed literature.